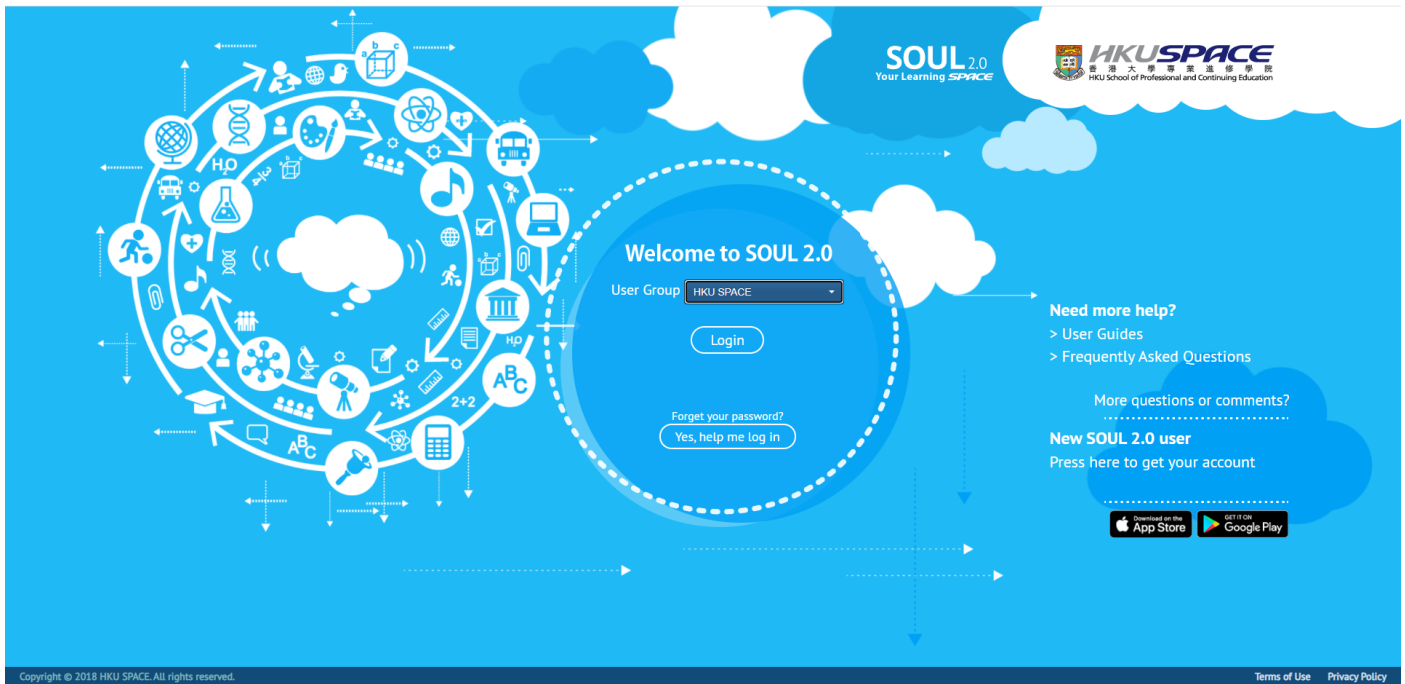
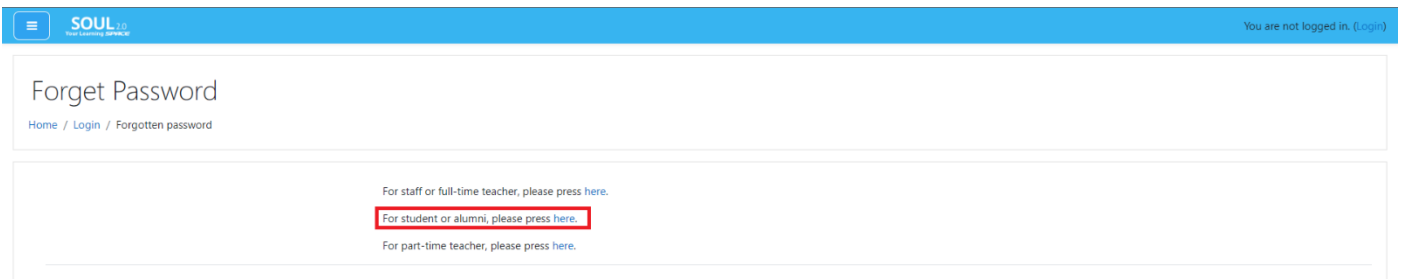


SOUL 2.0 Login Guideline

1. Enter the website: <https://soul2.hkuspace.hku.hk/gateway/login.php>
2. Choose HKU SPACE in “User Group” and click “Login”



3. For the first time user, please click “Yes, help me log in” to retrieve your password
Select “For student or alumni, please press here.”
(If you already have an account, please skip to step 5)



4. Follow the step 1-4 and you can retrieve your password

You can find your student number on any receipts or learner card.

If you do not know your student number, please click “If you forgot your student number, please click here.” (Right below the box for entering student number.)



If you are first time user or forgot your password, please complete the following steps to update it. Please click [here](#) to know how to use.

Step 1 Enter Student Number	Step 2 Send Validation Code	Step 3 Enter Validation Code	Step 4 Update Password
---------------------------------------	---------------------------------------	--	----------------------------------

Step 1. Enter Student Number

Student Number:
Please enter your student number.
If you forgot your student number, please click [here](#).

Captcha:

Please enter the displayed Captcha value on the upper textbox.

[privacy policy](#)

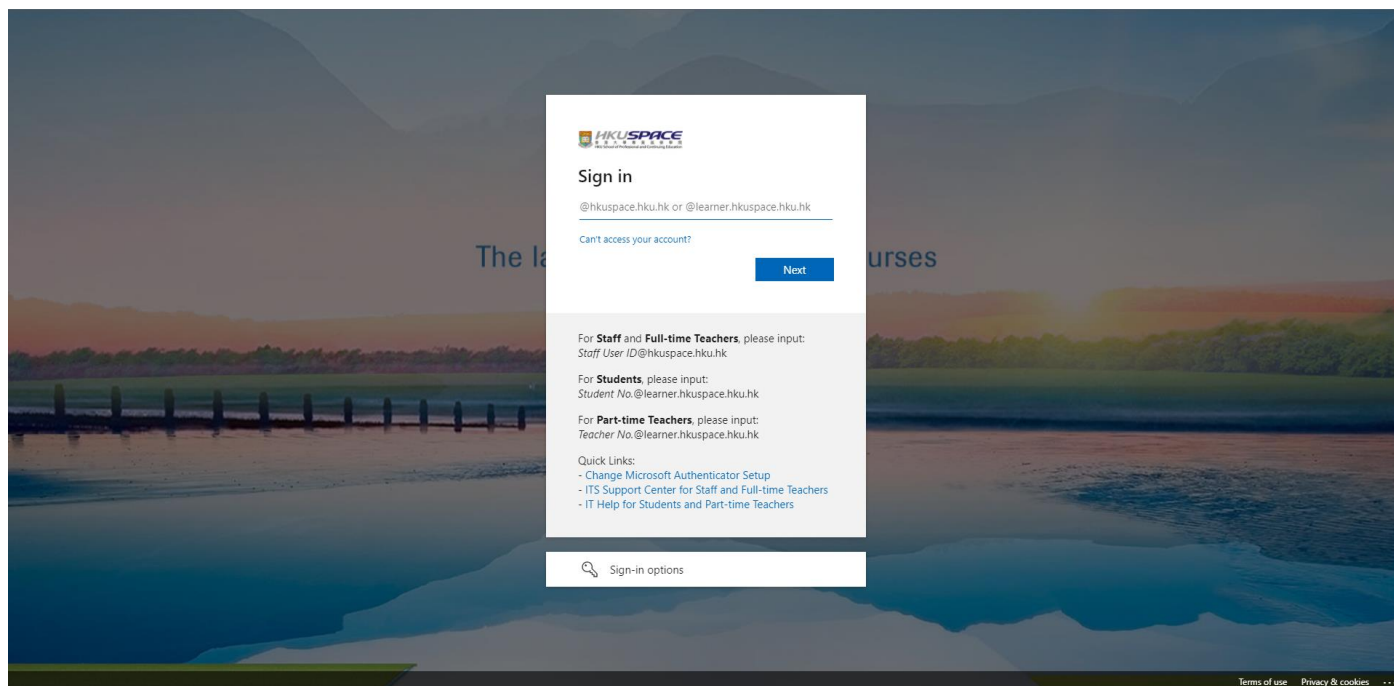
Copyright © 2018 HKU SPACE. All rights reserved.

[web publishing policy](#)

5. After retrieving your password, return to the login page and login user group “HKU SPACE”.

Enter your account User ID in the text field, then press [Next]

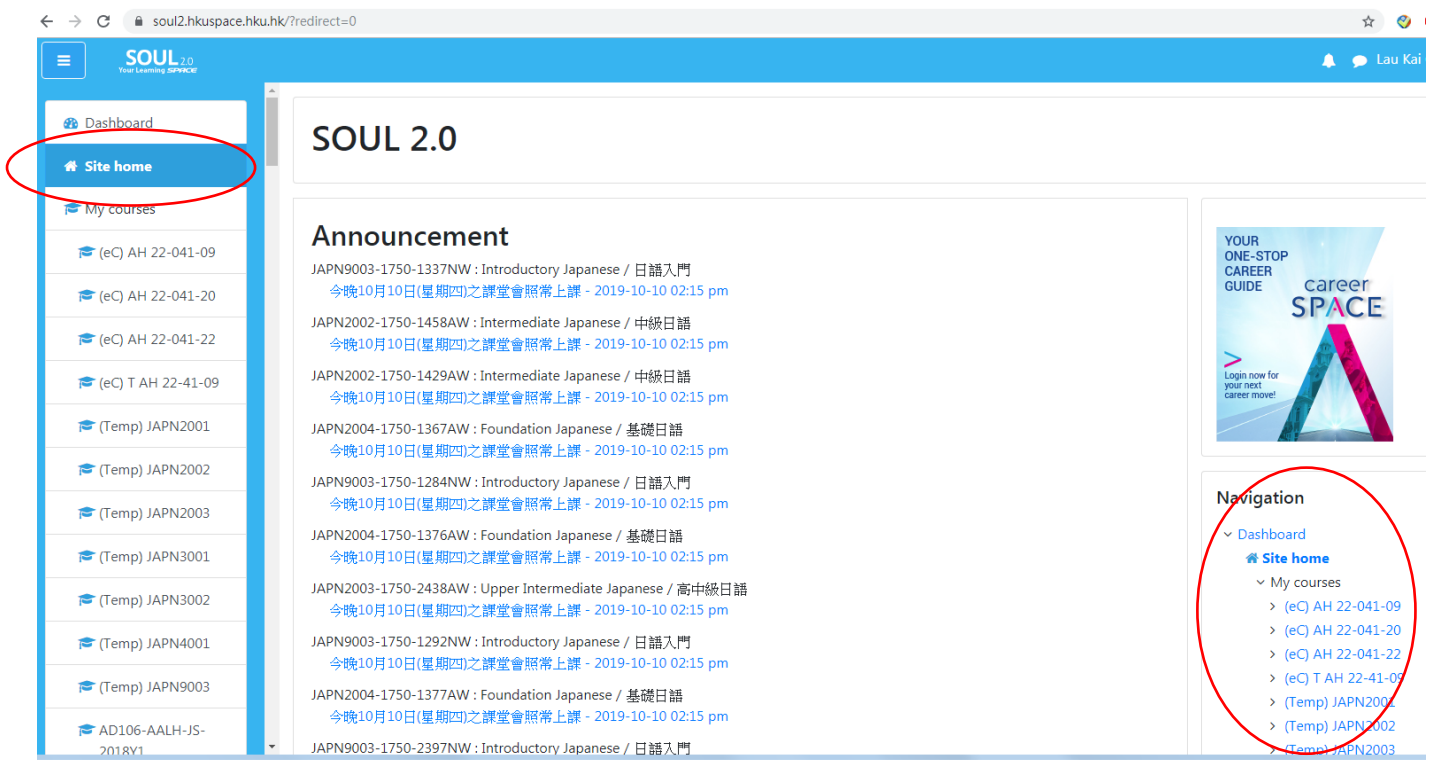
(Enter “<Your student number>@learner.hkuspace.hku.hk”)



In the refreshed School login page, enter your account User ID (if not yet pre-filled) and password, then press **[Sign in]**.



6. Click “Site home on the left hand column and you will find your course under “Navigation” on the right hand side.



7. This is your main page of the course

The screenshot shows the main page of a course in the SOUL 2.0 LMS. The interface is in Chinese and includes a top navigation bar, a left sidebar, a main content area, and a right navigation panel.

Top Bar: SOUL 2.0 Your Learning Space. User: Lau Kai Chun.

Left Sidebar: JAPN2002-1750-1426AW. Menu items: Participants, Competencies, Grades, General, Review, 新/旧漢字, Topic 3, Topic 4, Topic 5, Topic 6, Topic 7, Topic 8, Topic 9, Topic 10, Topic 11, Topic 12, Dashboard.

Main Content Area: Dashboard > My courses > JAPN2002-1750-1426AW

- Announcement:** Last modified: 2019-07-08 08:15:25
- Image:** A collage of educational materials including a laptop, a tablet, and a book.
- Go to 'Japanese e-Learning Website':** Last modified: 2019-07-17 15:59:43
- 2019秋季日語課程書單**
- Review:**
 - L31 Review:** Last modified: 2019-07-17 16:57:28
 - L32 Review:** Last modified: 2019-07-17 16:57:29
 - L33 Review:** Last modified: 2019-07-17 16:57:29

Right Panel: Navigation

- Dashboard
- Site home
- My courses
 - (eC) AH 22-041-09
 - (eC) AH 22-041-20
 - (eC) AH 22-041-22
 - (eC) T AH 22-41-09
 - (Temp) JAPN2001
 - (Temp) JAPN2002
 - (Temp) JAPN2003
 - (Temp) JAPN3001
 - (Temp) JAPN3002
 - (Temp) JAPN4001
 - (Temp) JAPN9003
 - AD106-AALH-JS-2018Y1
 - AD106-AALH-JS-2018Y2
 - AD106-AALH-JS-2019Y1
 - AD106-AALH-JS-2019Y2
 - AD107-AALH-KS-2018Y1
 - AD107-AALH-KS-2018Y2
 - AD107-AALH-KS-2019Y1
 - AD107-AALH-KS-2019Y2
 - CCJK3002-1-19-20 S1
 - CCJK3002-CL01-19-20 S1
 - CCJK3002-CL02-19-20 S1
 - CCJK3002-CL03-19-20 S1